




### 20 GAUGE (1MM)



Accessory Rolls	Gauge	Allow	Size
 Double Seam Rolls	20 to 26 gauge	1"	3/8" Seam
 Drive Cleat Rolls	20 to 26 gauge	2 1/8"	1 1/8" Width
 Right Angle Flange Rolls	20 to 26 gauge	up to 3/8"	up to 3/8" High

- **Capacity:** 20 to 26 Gauge (1.0mm-.4mm mild steel)
- **Depth of pocket:** 5/16" width, built in Pittsburgh lock rolls, adjustable hammer over edges
- **Extended Shafts:** For standard Aux rolls Double seam, Drive cleat, Right angle flange
- **Feed Guides:** Hardened
- **Speed:** Approx. 23 feet per minute ( 7.0metres/minute)
- **Motor:** 1HP 240 volt 1Phase 1800 RPM
- **Drive:** Vee Belt
- **Base:** Arc Welded Steel
- **Dimensions:** 36"L x 16-1/2"W x 37"H ( 915mm x 419mm x 940mm ), Feed table height 32-5/8"(829mm)
- **Shipping weight:** 320 lbs (146 kgs)