


TPX series




SHENYANG MACHINE TOOL(GROUP) CO., LTD.




TPX series

Machines in this series have been our leading products since our founding. On the basis of a 50-year manufacturing experience, and with continued education of cutting edge technology, we have constantly improved and perfected our techniques in producing machines. We manufacture perfect scales of machines in this series which include, but are not limited to, fixed facing head with enlarged spindle, longer cross and longitudinal travels, and floor type boring and milling machines. Machines in this series are ideal equipment for processing middle and large sized components with high machining accuracy.




TPX6111B TPX6111B/2



TPX6111B

Horizontal milling and boring machine TPX6111B/2 features an integral auxiliary guideway. The traverse of the table on the lower slide enhances machine rigidity. The machine has great machining accuracy due to minimized distortion and excellent rigidity

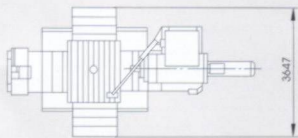
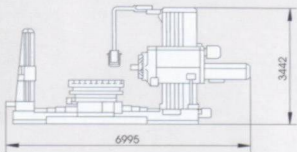


TPX6111B/2

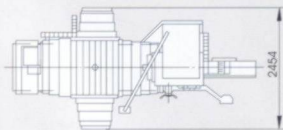
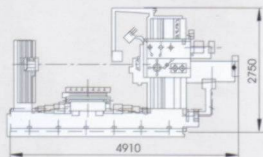
Main Technical Specifications

Overall Dimensions

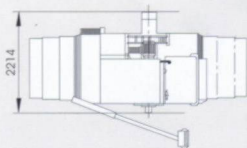
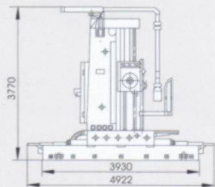
TPX6113



TPX6111B



TPX6211



Model	Units	T(P)X6111B	T(P)X6111B/2	T(P)X6111B/3	T(P)X6111C/3	T(P)X6113	T(P)X6113/2	
Boring spindle diameter	mm	110	110	110	110	130	130	
Spindle taper	-	Morse No6(optional ISO 7:24 No50)			ISO 7:24 No50	Metric 80(optional ISO 7:24 No50)		
Max.spindle torque	N.m	1225	1225	1225	1250	3136	3136	
Max.facing head torque	N.m	1960	1960	1960	1960	4900	4900	
Max.spindle thrust	N	12250	12250	12250	12250	31360	31360	
Max. traverse of boring spindle	mm	600	600	600	600	900	900	
Number of spindle speed	-	22	22	22	Stepless	24	24	
Range of spindle speed	r/min	8-1000	8-1000	8-1000	8-1100	4-800	4-800	
Travel of facing slide	mm	180	180	180	180	250	250	
Table working surface	mm	1100×960	1100×960	1250×1100	1250×1100	1600×1400	1800×1600	
Max. permissible load on table	kg	2500	2500	3000	3000	8000	10000	
Distance between spindle axis and table surface	Max.	mm	900	900	1200	1200	1400	1800
	Min.	mm	0	0	0	0	0	0
Table travel	longitudinal	mm	1000	1000	1400 (without rear column)	1400 (without rear column)	1500	2000 (without rear column)
	Transverse	mm	900	1250	1600	1600	1600	2000
Transverse rapid for spindle, headstock, worktable	mm/min	2500	2500	2500	2500	2500	2500	
Range of spindle, headstock and table feeds per spindle revolution	mm/r	0.04-6/0.01-1.88			-	0.05-8/0.01-2		
Feed range of spindle, headstock, worktable, radial slide	mm/min	-	-	-	0.32-2500	-	-	
Power of main drive motor	kW	7.5	7.5	7.5	15	15	15	
Overall dimensions(L×W×H)	mm	4910	4910	5120	5120	6995	7030	
		2454	2870	3380	3380	3647	4665	
		2750	2750	3100	3100	3442	3800	
Weight of machine	kg	13000	14500	18000	18000	24500	29300	